


Hephzibah High School

 4558 Brothersville Rd, Hephzibah, GA 30815

 (706)592-2089

 Grades: 9-12

 Enrollment: 965 students

Note: For information on educator qualifications and other federal reporting requirements, [click here](#). Discipline data are available in the [K-12 Student Discipline Dashboard](#).

Performance Snapshot

- Hephzibah High School's **overall performance is higher than 7% of schools in the state** and is lower than its district.
- Its students' **academic growth is higher than 6% of schools in the state** and lower than its district.
- Its **four-year graduation rate is 81.8%**, which is **higher than 24% of high schools in the state** and higher than its district.
- **34.6% of graduates are college and career ready**.

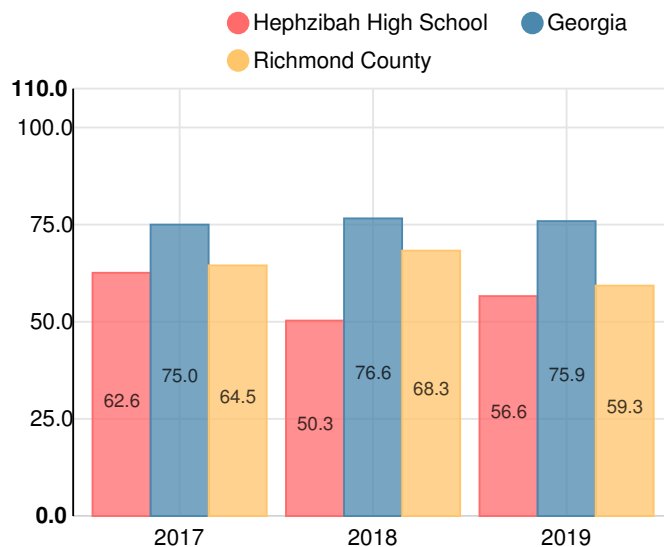
School Wide

F56.6

Year	Hephzibah High School
2019	F
2018	F
2017	D
2016	F
2015	D

Grade conversion	
A	90 - 100
B	80 - 89.9
C	70 - 79.9
D	60 - 69.9
F	0 - 59.9

CCRPI Single Score



Student Mobility Rate

22.0%

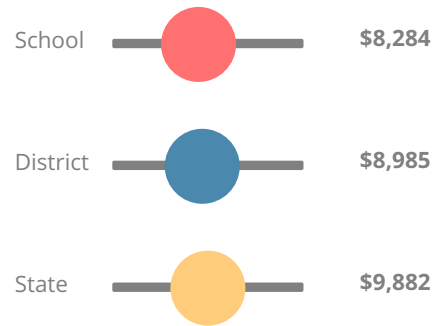
School Climate Star Rating



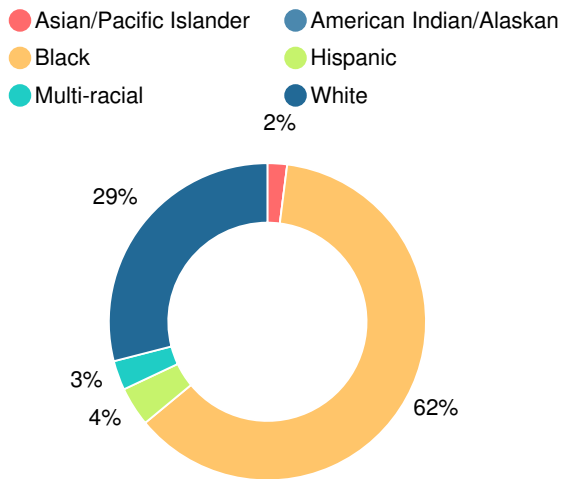
Financial Efficiency Star Rating



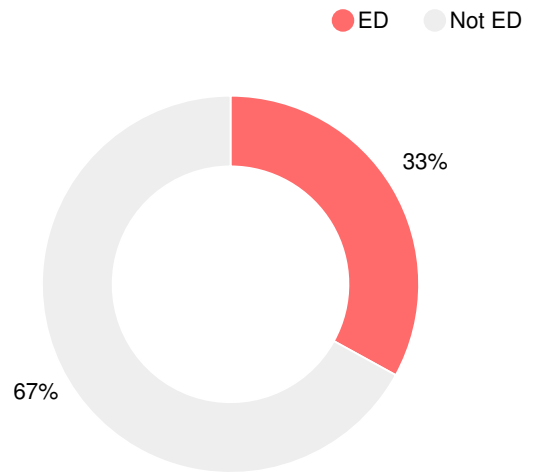
Per Pupil Expenditures



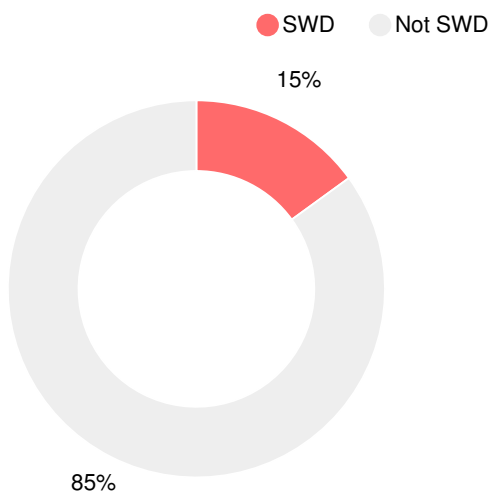
Race/Ethnicity



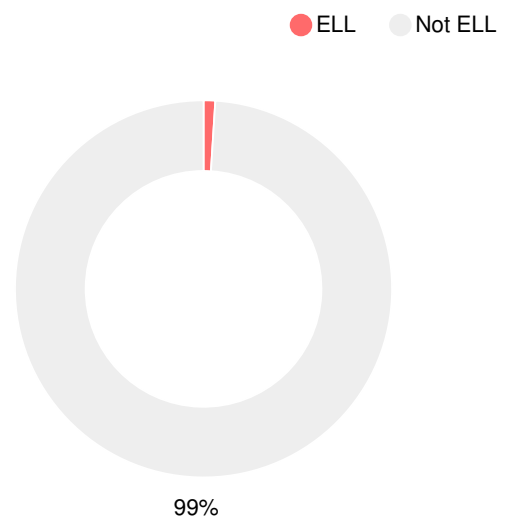
Economically Disadvantaged (ED)



Students with Disability (SWD)



English Language Learners (ELL)



High School

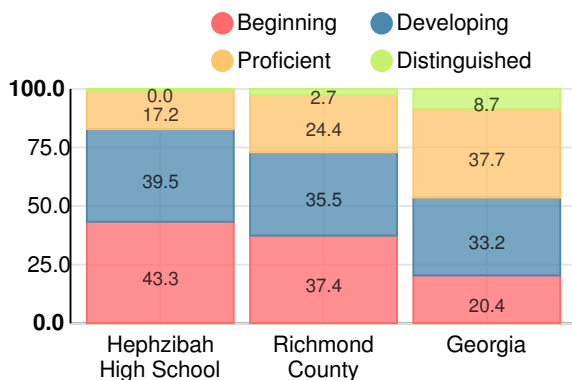
CCRPI Score

Hephzibah High School

Indicator	2019
Content Mastery	29.4
Progress	63.6
Closing Gaps	75.0
Readiness	59.5
Graduation Rate	81.9
CCRPI Score	56.6

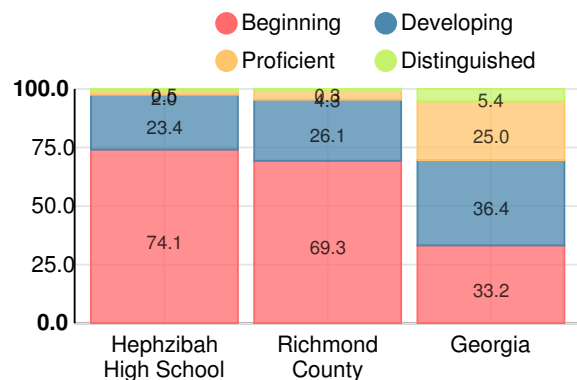
American Literature & Composition

Percent of students scoring in each performance level on 2019 Georgia Milestones



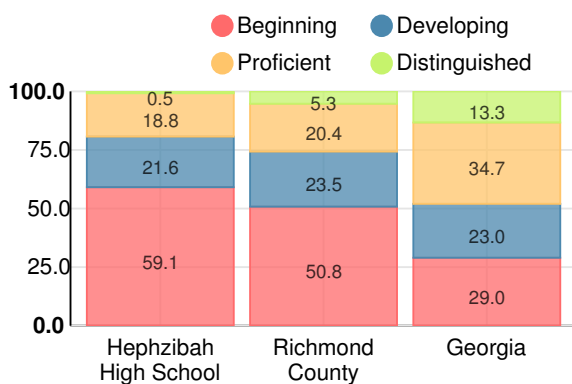
Coordinate Algebra/Algebra I

Percent of students scoring in each performance level on 2019 Georgia Milestones



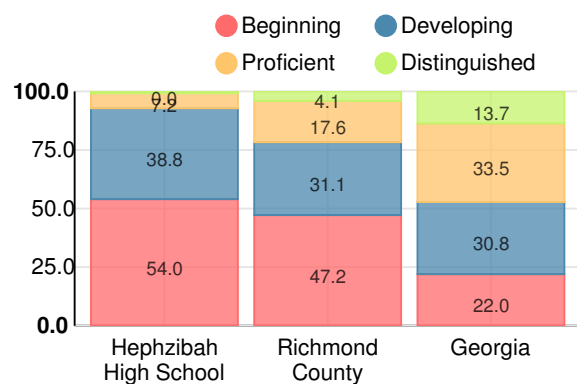
Biology

Percent of students scoring in each performance level on 2019 Georgia Milestones



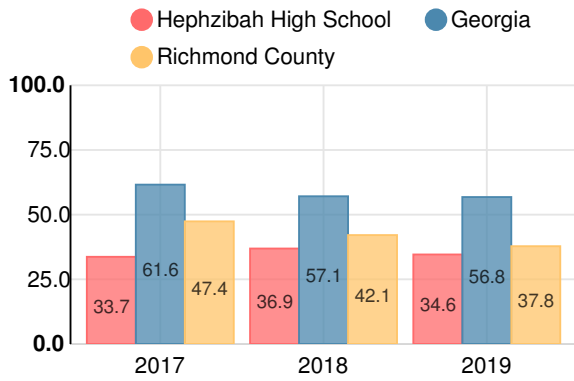
US History

Percent of students scoring in each performance level on 2019 Georgia Milestones



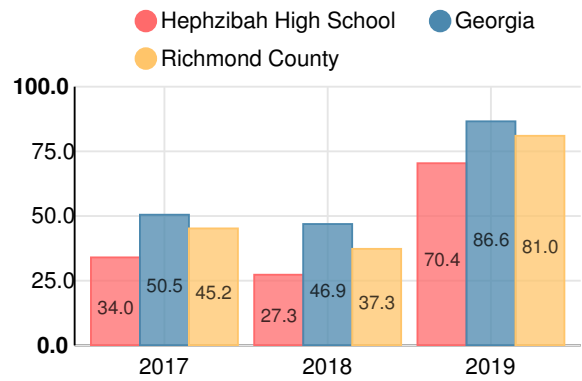
College & Career Readiness

Percent of 12th grade students who are college and career ready

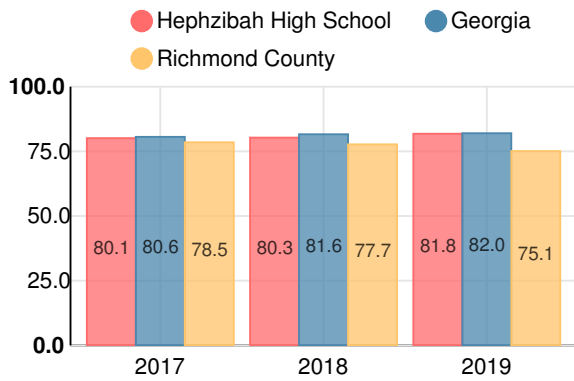


Accelerated Course Taking

Percent of high school graduates earning high school credit for accelerated enrollment



Four-Year Graduation Rate



College Enrollment Rate

